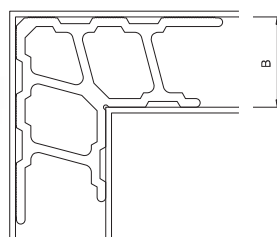


Ref. RN 150




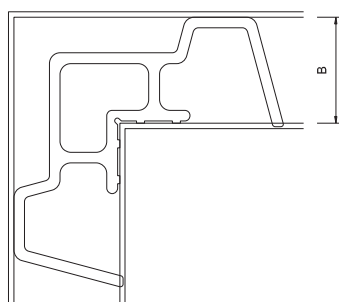
Descrição

Esquadro Alumínio
A - 25; 34; 36
B - 31,5 mm

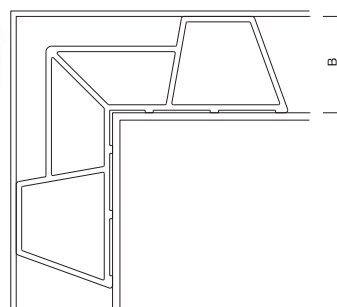

Ref. RN 160

Descrição

Esquadro Alumínio
A - 23; 36
B - 40 mm



Ref. RN 170



Descrição

Esquadro Alumínio
A - 23; 25
B - 25 mm